

2019-20 LANDSCAPE OF STUDENT HEALTH SERVICES PROGRAMS (SHSP)

Since 2008, HSACCC conducts an annual survey of its members in community college student health services programs

Survey Results

116 California Community Colleges

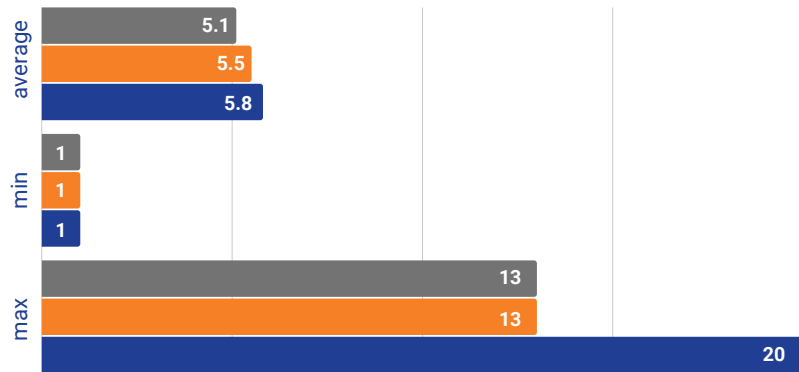
92 Colleges with Student Health Service Programs

Integration

Percentage of colleges where clinical & mental health services are co-located



Staffing



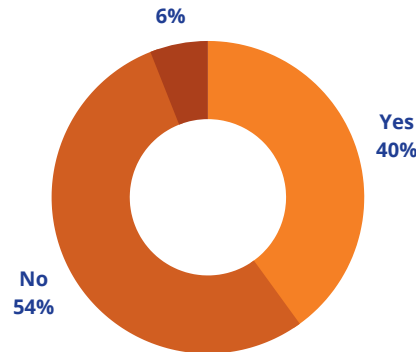
2019-20 Fee



Board Policies

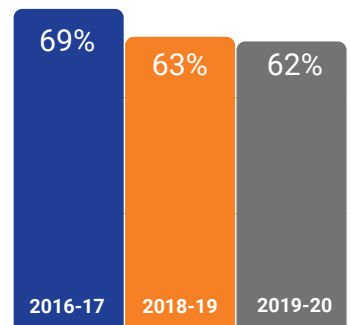
Policies with an automatic increase clause

Yes, but fees don't always increase with policy



SHSP Expenditures

Percentage of SHSP expenditures funded by health fee revenues



60%

clinical nursing/medical

+

40%

mental health

=

100%

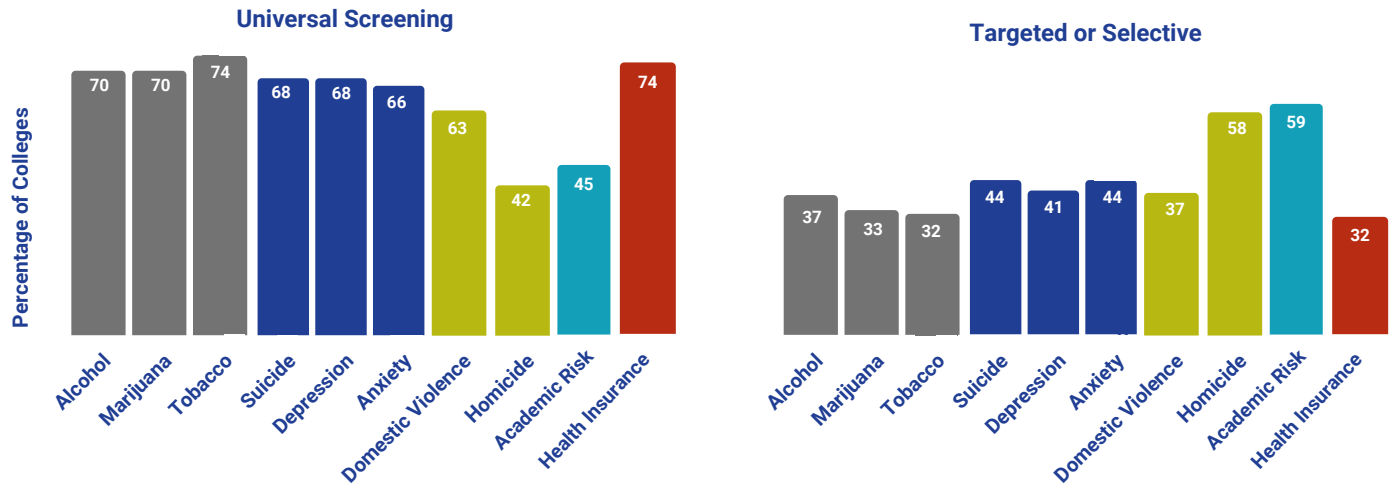
visits

STRUCTURE

HEALTH FEES

VISITS

Health Screenings



Health Support Services Provided



31%

have a Peer Health Support and Education Program in 2019-20 compared with 29% in 2018-19 and 27% in 2016-17

About the Survey

HSACCC has conducted this survey since 2008.

2019-20 survey results were compared to 2018-19 and 2016-17. Survey results have been used to:

- Inform HSACCC members annually of program/service trends
- Advocate for student health fee increases
- Enhance community college health research



of Colleges that Responded



2019-20

2018-19

2016-17